



# **LOSS CONTROL TRAINING RESOURCE LIBRARY**

# INDEX

(Hit Ctrl and click on the **bold** Index heading to immediately access video descriptions)

## **Accident Reporting and Investigation**

- “Accident Investigations: Don’t Play the Blame Game”
- “Accident Investigation for Everyone”

## **Awareness**

- “Accidents Aren’t Just One of Those Things”
- “Close Calls: The Wake-Up Call”
- “Commitment to Safety: Safety Orientation”
- “Emergency Preparedness: An Employee’s Responsibility”
- “I Could Have Saved A Life That Day”
- “Safety Awareness II: Real Accidents, Real Stories”
- “Safety Awareness for Seasonal Employees”
- “Stop and Think”
- “Life is for Living”
- “What Would You Say”
- “What to do in a Workplace Emergency”

## **Back Injury Prevention**

- “Avoiding Back Pain”
- “The Back Pack”
- “Back Injury Prevention” (13 minutes)
- “Back Injury Prevention” (15 minutes)
- “Back Safety – Custodians”
- “Back Safety – Landscape Workers”
- “Back Safety: Lift Well, Live Well”
- “Back Safety: Proper Lifting Procedures”
- “Back Safety: Real, Real-Life”
- “Elements of Back Care”
- “Materials Handling”

## **Confined Space Safety**

- “Confined Space Air Monitoring”
- “Confined Space Entry” (11 minutes)
- “Confined Space Entry” (20 minutes)
- “Confined Space Entry – Keeping Public Employees Safe”
- “Confined Spaces”
- “Confined Spaces: Risks and Responsibilities”

## **Contagious Disease Prevention**

- “BBP Questions & Answers
- “Bloodborne Pathogens: Exposure in the Workplace”
- “Bloodborne Pathogens Protection – Custodial Workers”
- “Bloodborne Pathogens: Protecting Law Enforcement”
- “Bloodborne Pathogens: Real, Real-Life”
- “Bloodborne Pathogens: What Employees Must Know”
- “The Cutting Edge Medical Report: Hepatitis C”
- “Tuberculosis: Old Disease New Threat”
- “WSI: Bloodborne Pathogens”

## **Dog Bite Prevention**

- “Dog Bite Prevention” (11 minutes)
- “Dog Bite Prevention” (13 minutes)
- “Occupational Dog Bite Prevention”

## **Driver Training** – See also Public Safety

- “Backing & Parking for Cars and Light Trucks”
- “Backing, Parking & Intersections”
- “Coaching the Experienced Driver II”
- “Defensive Driving: I Could See It Coming”
- “Defensive Driving for Government Employees”
- “Distracted Driving: At What Cost”
- “Don’t Meet by Accident: A Guide to Safe Driving”
- “Driven to Distraction”
- “Driving Distractions of the Professional Driver”
- “Driving in Winter Conditions”
- “Modern Driving Hazards”
- “Preventing Motor Vehicle Collisions: It All Rides on You”
- “Safe Driving Tactics: The Blindfold Effect”
- “Safety Belts - For People or Dummies?”
- “Winter Driving”
- “Winter Driving – When the Rules Change”
- “Winter Driving Safety”

## **Employment Practices**

- “Alphabet Soup & Other Legal Issues”
- “A Clear Picture: Harassment in the Public Sector”
- “Ethics”
- “Documenting Discipline”
- “Harassment Is...”
- “It’s About Respect: Recognizing Harassment in a Diverse Workplace”
- “It’s a Fine Line: Anti-Harassment Training for Managers”
- “It’s a Fine Line: Anti-Harassment Training for Employees”
- “Sexual Harassment – Investigation”
- “Sexual Harassment: New Perspectives”
- “Sexual Harassment – What Your Managers Need to Know”

“Sexual Harassment – What Your Employees Need to Know”

### **Equipment – Landscaping**

“Chain Saw Safety” (13 minutes)  
“Chain Saw Safety (13 minutes)  
“Chain Saw Safety (13 minutes709)  
“Chain Saw Safety” (6 minutes)  
“Groundskeeping Safety: Be a Pro”  
“Landscape Power Tool Safety”  
“Professionals Guide to Lawn Mower Safety”  
“Push Mower Safety”  
“Push Mowers”  
“Ride-On-Mower Safety”  
“Riding Mowers”  
“The Safe Operation of Commercial Lawn Mowers”  
“Safety Procedures for Lawn Mower Operators”  
“String Trimmer Safety”  
“Tree Trimming Safety”

### **Equipment – Machines & Tools**

“Backhoe Safety and Operations”  
“Bucket Truck Safety” (15 minutes)  
“Bucket Truck Safety” (13 minutes)  
“Forklift Safety”  
“Hand and Power Tool Safety”

### **Falls & Slips**

“Avoiding Slips, Trips & Falls”  
“How to Prevent Slips and Falls”  
“Ladders – Safe Climbing”  
“Slips and Falls”  
“Slips, Trips, and Falls”  
“Slips, Trips & Falls: Real, Real-Life”  
“Slips, Trips and Falls: Stranger than Friction”  
“Slips and Falls: Taking the Right Step”

### **Fire Prevention**

“Fire Extinguisher Ready to Respond”  
“Fire Extinguisher Training”  
“Fire Safety: Alert, Aware and Alive”  
“Flammable Chemicals Safety”

### **First Aid**

“First Aid: Prepared to Help”  
“First Aid: Until Help Arrives”

### **General Safety – miscellaneous**

“Bomb Threat Procedures”  
“Cleaning Restrooms”  
“Good Housekeeping: Keeping Your Workplace Safe”

“Housekeeping”  
“Public Building Security: It’s Everyone’s Concern”  
“Shop Safety: General Work Facilities”  
“Spoiled Rotten”  
“Understanding and Working with Electricity”

### **General Safety – weather & outdoors**

“Heat Stress”  
“Heat Stress: Don’t Lose Your Cool”  
“Heat Stress: Staying Healthy, Working Safely”  
“Outdoor Safety - Critter and Plants”  
“Poisonous Plant Safety”  
“Preventing Hypothermia”  
“Severe Weather Alert: Are You Prepared?”  
“What Poisonous Ivy Looks Like”

### **Governmental Liability** – See also Public Safety

“Avoid the Danger Zone of Zoning”  
“Excellence in the Public Sector”  
“In The Scope of Your Authority: Preventing Public Officials' Liability”  
“Managing Your Employment Liability Exposure”  
“Managing Your Public Official Liability”  
“Understanding Governmental Liability”  
“Zoning & Land-use Issues”

### **Hazardous Materials**

“Chemical and Biological Threats”  
“Chlorine Safety”  
“Fleet Shop Safety & HazCom”  
“Hazard Communication for Public Employees”  
“Hazard Communication: It’s Your Right to Know”  
“Hazcom Training for Employees”  
“Hazardous Materials Labels”  
“Material Safety Data Sheets”  
“Methamphetamine: A Prevention Trilogy”  
“Understanding Chemical Hazards”  
“What’s Wrong with this Picture?”

### **Lockout / Tagout**

“Lockout/Tagout – A Lock on Safety”  
“Lockout/Tagout: Real, Real-Life”  
“Lockout/Tagout - When Everyone Knows”  
“Lockout / Tagout Safety”  
“Lockout/Tagout Safety Training”

### **Office Safety**

“Office Safety”  
“Office Safety: It’s a Jungle In There”  
“Safety Orientation in Office Environments”

## **Personal Protection / Equipment**

- “Eye & Hearing Protection”
- “Eye Injuries”
- “Eye Protection – A New Approach”
- “Eye Safety”
- “Head Protection”
- “Personal Protective Equipment”
- “PPE: Reality in The Public Sector”
- “Personal Protective Equipment: Awareness and Attitude”
- “Personal Protective Equipment: Real, Real-Life”

## **Playground Equipment**

- “Playgrounds”
- “Playground Equipment Maintenance and Safety”
- “Playgrounds: Providing Safe Challenges”
- “Playground Series”

## **Public Safety** (Police, Fire and EMS)

- “Back Safety for First Responders”
- “Bloodborne Pathogens for Corrections”
- “Bloodborne Pathogens for Fire and Rescue”
- “Bloodborne Pathogens for Law Enforcement”
- “Bloodborne Pathogens: Protecting Law Enforcement”
- “Coaching the Emergency Vehicle Operator II - Ambulance”
- “Coaching the Emergency Vehicle Operator - Fire”
- “Coaching the Emergency Vehicle Operator - Police”
- “EMS Patient Lifting – Back Injury Prevention”
- “Emergency Response Driving”
- “Law Enforcement And The Mentally Disordered”
- “Officer Survival – Traffic Stops”
- “Police Liability – Pursuit and Emergency Response”
- “Handling a School Shooting”
- “Use of Force”

## **Sewer Overflows**

- “Managing Sanitary Sewer Overflows”
- “Storm Watch: Municipal Stormwater Pollution Prevention”
- “Responding to Backups and Overflows”

## **Snow Removal**

- SNOW REMOVAL SERIES (six topics): Iowa Department of Transportation
- “Snowplow Safety”
- “Snowplow Safety: Parking Lots”
- “Snow Removal Techniques”

## **Softball and Baseball Fields**

- “Softball & Baseball Field Maintenance and Safety”

## Special Events

“Special Events...Special Liabilities”

## Substance Abuse

“Recognizing Drug and Alcohol Abuse”

## Traffic Control

“Roadway Worker Safety: In The Zone”

“Safe Efficient Lane Closure”

“Traffic Control”

“Traffic Control Thru Work Zones” (21 minutes)

“Traffic Control Thru Work Zones” (21 minutes)

## Trenching and Shoring

“Cave-In! Trenching and Shoring Safety”

“Shoring Safely” (24 minutes)

“Shoring Safely” (24 minutes)

“Trenching and Shoring: Meeting the Requirements”

“Trenching and Shoring Operations” (12 minutes)

“Trenching and Shoring Operations” (14 minutes)

## Workplace Violence

“Dealing with Difficult Citizens”

“Violence on the Job”

“Violence in the Workplace”

“Workplace Violence”

“Workplace Violence: Assessment and Prevention”






“Workplace Violence: The Calm Before the Storm”

“Workplace Violence: The First Line of Defense”

## **MPR VIDEO LIBRARY**

MPR is pleased to make available the following materials at no charge to Members. To borrow a training program, contact us at 816-292-7530 or [www.mprisk.org](http://www.mprisk.org). The materials are available on a first request basis. Make arrangements well in advance of the date you plan to use them. If you desire a video or other training materials for topics not listed, contact MPR and we may be able to provide assistance through another source.

When using any of the materials listed below, there are a few points we ask that you keep in mind:

-  *Videos should not be kept more than two weeks unless prior arrangements are made*
-  *It is preferred that no more than two videos be requested at one time*
-  *We prefer that Member Safety Contacts make requests for videos. This will help streamline the procedure*
-  *Please share acquisitions with all of your departments – they may be interested too*
-  *If you would like other options for your training materials, please contact us.*

## ACCIDENT REPORTING AND INVESTIGATION

**“Accident Investigations: Don’t Play the Blame Game”** provides a very good overview of the importance of accident and near miss investigations, emphasizing the safety committee’s role. 24 minutes – VHS

**“Accident Investigation for Everyone”** is an innovative guide on how to investigate an accident. The program discusses determining not only what, but why things happened using interviews, evidence and deductions. 23 minutes – VHS

## AWARENESS

**“Accidents Aren’t Just One of Those Things”** is a motivational video featuring a firefighter/paramedic discussing accidents and the repercussions. 22 minutes. VHS & DVD

**“Close Calls: The Wake Up Call”** talks about the importance of noting close calls and near misses which often are overlooked. Accidents are often preceded by near misses and not learning from them can be very costly. 15 minutes - VHS

**“Emergency Preparedness: An Employee’s Responsibility”** provides information on the basics employees need to know in order to respond to an emergency. 25 minutes (W709)

**“I Could Have Saved A Life That Day”** tells the story of an employee who failed to take action when witnessing the warning signs of impending workplace violence and the following death of a co-worker. 15 minutes – VHS

**“Life is for Living”** is designed to open and close meetings helping viewers focus on the long-term consequences of injuries, depicting traffic crashes, falls, back injuries, eye injuries and electrical mishaps. 3 minutes – VHS

**“Safety Awareness II: Real Accidents, Real Stories”** features real accident victims sharing (some graphic scenes) how their own complacency led to an injury. 18 minutes (W709)

**“Safety Awareness for Seasonal Employees”** covers safety hazards and safe practices applicable to seasonal and volunteer employees who work in parks and recreation, public works and maintenance departments. 23 minutes – VHS

**“Stop and Think”** is a meeting opener / closer that utilizes a variety of work settings depicting many common mistakes we make that lead to accidents focusing on distractions, rushing and not paying attention. 4 minutes – VHS

**“What Would You Say”** reviews the common dilemma for some of what to do when observing another employee committing an unsafe act and the potential consequences of not doing anything. 17 minutes – VHS & DVD

## BACK INJURY PREVENTION

**“Avoiding Back Pain”** is tailored to train utility and maintenance personnel covering use of shovels, loading and unloading trucks and other back injury prevention work practices. 26 minutes – VHS

**“Back Injury Prevention”** discusses concerns related to back injury prevention, including proper lifting, posture and exercise. 13 minutes – VHS

**“Back Injury Prevention”** discusses how common back injuries are, the structure of the back, exercise and ergonomic issues that can minimize back injuries. 15 minutes - VHS

**“The Back Pack”** is a versatile collection of several programs addressing lifting, injury prevention including stretching and recovery from back injuries. There are five segments in a variety of formats. From 8 to 40 minutes – DVD – (AP)

**“Back Safety - Custodians”** discusses injury prevention methods emphasizing the application for employees performing custodial related work. 4 minutes – VHS

**“Back Safety – Landscape Workers”** presents injury prevention practices emphasizing tasks commonly found when performing landscape related work. 5 minutes - VHS

**“Back Safety: Lift Well, Live Well”** discusses how you’re better off taking care of your back before pain develops. Back basics, positive actions, warning signs, lifting and exercise are reviewed. 15 minutes – DVD

**“Back Safety: Proper Lifting Procedures”** provides an important review on back injury prevention for anyone involved with the lifting and carrying of materials. 17 minutes DVD (W709)

**“Back Safety: Real, Real-Life”** uses a fresh and humorous approach emphasizing real life scenarios to explain the dangers your back faces every day from sitting to lifting. 15 minutes – VHS

**“Element of Back Care”** teaches employees about back function, design, body mechanics, movement and the importance of stretching. 14 minutes – VHS

**“Materials Handling Safety”** discusses the types of hazards, planning, PPE, proper lifting and moving techniques and the use of mechanical lifting. 13 minutes – VHS

## CONFINED SPACE

**“Confined Space Air Monitoring”** provides training covering gaseous hazards, maintenance considerations and how to properly use air-monitoring devices. 12 minutes – VHS

**“Confined Space Entry”** covers the general issues for anyone working in or around confined spaces including rules, procedures and emergency considerations. 11 minutes – VHS

**“Confined Space Entry”** addresses the risks and operation safety guidelines for confined spaces including testing, ventilation and rescue procedures. 20 minutes - VHS

**“Confined Space Entry – Keeping Public Employees Safe”** offers training on a the many hazards associated with working in confined spaces. 15 minutes - DVD

**“Confined Spaces”** emphasizes underground utility vault entries and teaches viewers the hazards associated with confined and enclosed spaces. 26 minutes - VHS

**“Confined Spaces: Risks and Responsibilities”** instills the proper respect for the dangers related to confined spaces covering testing, ventilating and rescue procedures. 12 minutes (W709)

## CONTAGIOUS DISEASE PREVENTION

**“Bloodborne Pathogens: Exposure in the Workplace”** discusses this universal risk reviewing a

typical exposure and shows how to react and what not to do. 22 minutes – DVD – (TN).

**“BBP Questions & Answers”** addresses the issues and concerns of employees who work with potentially infected blood discussing good housekeeping, safe work practices, warning signs and labels. 11 minutes – DVD

**“Bloodborne Pathogens Protection – Custodial Workers”** offers important guidelines for custodial workers to follow when dealing with potential bloodborne pathogens. 7 minutes – VHS

**“Bloodborne Pathogens: Protecting Law Enforcement”** provides essential facts for officers discussing the most common diseases, how to avoid contact and what to do if exposure occurs. 18 minutes – VHS

**“Bloodborne Pathogens: Real, Real-Life”** uses a light approach to teach employees how to minimize chances of BBP exposures by promoting the three A’s: Awareness, Attitude and Action. 20 minutes – VHS

**“Bloodborne Pathogens: What Employees Must Know”** teaches employees the hazards of bloodborne pathogens and how to practice protective measures. 18 minutes – VHS

**“The Cutting Edge Medical Report: Hepatitis C”** discusses Hepatitis A, B, and C emphasizing issues pertaining to the dangers of Hepatitis C. 18 minutes – VHS

**“Tuberculosis: Old Disease New Threat”** reviews the risks of exposure, the cause, transmission, and the precautions that need to be taken to prevent transmission. 13 minutes – VHS

**“WSI: Bloodborne Pathogens”** depicts a group of investigators as they trace a positive virus back to an accident at work, featuring preventative measures along the way. 17 minutes (W709)

#### DOG BITE PREVENTION

**“Dog Bite Prevention”** details techniques for employees to utilize for recognizing problem animals, as well as confrontation prevention. 11 minutes - VHS

**“Dog Bite Prevention”** addresses the techniques for recognizing problem animals, as well as tips for avoiding confrontation with dangerous dogs. 13 minutes - VHS

**“Occupational Dog Bite Prevention”** addresses dog behavior which will help employees reduce exposure – several bite avoidance tools are presented. 20 minutes - VHS

#### DRIVER TRAINING

**“Backing & Parking for Cars and Light Trucks”** helps drivers avoid backing accidents by emphasizing various hazards, driver blind spots and parking space selection. 23 minutes – VHS

**“Backing, Parking & Intersections”** offers new perspectives on how small adjustments to everyday habits goes a long way in preventing driving incidents of this nature. 19 minutes.

**“Coaching the Experienced Driver II”** is a refresher program that covers several useful (and often forgotten) driving tips for the experienced driver. Approximately 1 hour – VHS

**“Defensive Driving: I Could See It Coming”** is an effective reminder of many defensive driving techniques as well as dangerous habits many drivers have. 15 minutes - DVD.

**“Defensive Driving for Government Employees”** is a driver training video which covers includes poor weather conditions, driver responsibility and road rage. 19 minutes - VHS

**“Distracted Driving: At What Cost”** explores drivers’ attitudes involving driving distractions, the impact these attitudes have and ways to take control again. 12 minutes - VHS

**“Don’t Meet by Accident: A Guide to Safe Driving”** reviews safe following distances, backing, intersections, ice and snow, road rage and use of alcohol. 22 minutes – VHS

**“Driven to Distraction”** points out exactly how dangerous distractions in the car can be. The program covers cell phones, eating / drinking in the car, road rage and eyes wandering from the road. 20 minutes – DVD

**“Driving Distractions of the Professional Driver”** is designed to offer effective strategies for a variety of distractions facing today’s driver. 17 minutes DVD (W709)

**“Driving in Winter Conditions”** offers a good review of the many hazards associated with driving in winter conditions and the techniques available to counter these threats. 26 minutes (W709)

**“Modern Driving Hazards”** discusses dangers associated with road rage and the use of cell phones and other devices while driving. 15 minutes - VHS

**“Preventing Motor Vehicle Collisions: It All Rides on You”** is a presentation by an EMT sharing the consequences of distractions, speeding and fatigue. 22 minutes - VHS

**“Safe Driving Tactics: The Blindfold Effect”** is designed to review three of the most common types of driving accidents and promote related driving skills. 17 minutes - VHS

**“Safety Belts - For People or Dummies?”** promotes safety belt use for all ages. The video includes a variety of crash test scenes using real people and dummies. 7 minutes - VHS

**“Winter Driving”** describes the conditions that can be encountered when driving on ice and snow covered roads and offers safety practices to aid drivers. 18 minutes - VHS

**“Winter Driving – When the Rules Change”** illustrates the importance of adjusting driving techniques when winter weather hits including vehicle preparation, adjusting schedules and speeds and winter driving techniques. 15 minutes – DVD

**“Winter Driving Safety”** reviews winter driving rules including stopping distance, conventional vs. ABS brakes, skids and possible options when stuck in snow/ice. 26 minutes - VHS

#### EMPLOYMENT PRACTICES (Including Sexual Harassment)

**“Alphabet Soup & Other Legal Issues”** offers guidance on the most significant laws, regulations and agencies that affect how you handle the day-to-day management of employees. 120 minutes – DVD

**“A Clear Picture: Harassment in the Public Sector”** covers the different types of harassment, intentions vs. perception, humor, no fear act and the reasonable person standard. 20 minutes – DVD (CP)

**“Dealing with Difficult Citizens”** reviews five difficult situations employees may face offering tips on how to access the situation, how to position yourself, interaction and maintaining control of the situation. 10 minutes – DVD

**“Ethics”** helps establish boundaries for employees regarding citizen expectations, confidentiality, showing favoritism, seeking special privileges, accepting gifts, compromising outside employment and conflicts of interest. 12 minutes - DVD

**“Documenting Discipline”** gives managers a fair and consistent way to deal with negative employee behaviors addressing how and what to document and progressive discipline. 17 minutes – DVD

**“Harassment Is...”** goes beyond sexual harassment, the most recognized problem, and defines other common forms of harassment and offers practical prevention guidelines. 21 minutes – VHS

**“It’s a Fine Line: Anti-Harassment Training for Managers”** reveals harassment claims as one of the most costly and sensitive issues facing any organization and offers a step by step look at ways to avoid problems. 50 minutes – DVD

**“It’s a Fine Line: Anti-Harassment Training for Employees”** reviews the fine line between behavior that is and is not appropriate at work. Employees are given guidance about what is acceptable in the workplace. 20 minutes – VHS & DVD

**“It’s About Respect: Recognizing Harassment in a Diverse Workplace”** emphasizes the importance of creating a respectful workplace to minimize harassment on the job. 21 minutes – DVD.

**“Sexual Harassment – Investigation”** addresses how to conduct a fair, complete and confidential sexual harassment investigation. 10 minutes - VHS

**“Sexual Harassment: New Perspectives”** is a realistic and subtle exploration of work settings emphasizing the point of view of the victim. 13 minutes – VHS

**“Sexual Harassment – What Your Managers Need to Know”** reviews the need for managers to avoid liability by correcting offensive conduct and handling problems. 10 minutes - VHS

**“Sexual Harassment – What Your Employees Need to Know”** defines what sexual harassment is, confronting a harasser and reporting harassment. 8 minutes - VHS

#### EQUIPMENT – Landscaping

**“Chain Saw Safety”** explains the safety considerations for using chain saws in tree trimming, landscape maintenance and brush control. 13 minutes - VHS

**“Chain Saw Safety”** reviews the many uses of chain saws, related dangers and offers instruction regarding safe handling procedures. 13 minutes - VHS

**“Chain Saw Safety”** conducts a review of basic chain saw operation hazards and presents actions to take to minimize unsafe operation. 6 minutes - VHS

**“Chainsaw Safety”** covers the various risks associated with the use of chain saws and the related safety procedures. 13 minutes DVD (W709)

**“Groundskeeping Safety: Be A Pro”** covers a wide variety of related topics and reviews the need to

work safely with potentially dangerous tools and chemicals. 17 minutes.

**“Landscape Power Tool Safety”** offers a review of the more commonly used power tools focusing on the dangers and safe practices for each. 25 minutes (LV7-09)

**“Professionals Guide to Lawn Mower Safety”** discusses the safe use of a variety of push and commercial mowers, as well as maintenance considerations. 25 minutes - VHS

**“Push Mower Safety”** covers the fundamental hazards associated with push mowers and provides useful safety tips to avoid accidents. 6 minutes - VHS

**“Push Mowers”** covers the basics of safe push mower operation including hazard identification and proper clothing and equipment. 30 minutes - VHS

**“Ride-On-Mower Safety”** addresses various hazards presented while using riding mowers and offers safety tips to be used while mowing. 6 minutes - VHS

**“Riding Mowers”** is similar to the “Push Mowers” video, addressing the use of riding mowers and their maintenance. 30 minutes - VHS

**“The Safe Operation of Commercial Lawn Mowers”** covers how to safely inspect, operate and maintain commercial lawn mowers. 12 minutes DVD (W709)

**“Safety Procedures for Lawn Mower Operators”** discusses a wide variety of threats and appropriate safety measures involving large scale mowing operations. 22 minutes DVD (WV7-09)

**“String Trimmer Safety”** shows how to avoid common accidents by following proper maintenance and safety procedures. 6 minutes – VHS

**“Tree Trimming Safety”** explores the safe methods of working with chainsaws, chippers, lift trucks and general tree trimming safe practices. 18 minutes DVD (W709)

#### EQUIPMENT – Machines and Tools

**“Backhoe Safety and Operations”** - addresses many of the dangerous aspects of backhoe operation including equipment capabilities and limitations. 7 minutes - VHS

**“Bucket Truck Safety”** covers safety and operation procedures, as well as what to do to prevent these situations from developing into accidents. 15 minutes – VHS

**“Bucket Truck Safety”** reviews various related hazards and applicable safety practices on issues including work site safety, stability, falls and electrical concerns. 13 minutes DVD (W709)

**“Forklift Safety”** addresses the fundamental threats and recommended practices necessary for employees to apply in order to operate a forklift safely. 11 minutes DVD

**“Hand and Power Tool Safety”** teaches employees about hazards and preventative actions to take when using a variety of hand and power tools. 16 minutes - VHS

#### FALLS & SLIPS

**“Avoiding Slips, Trips & Falls”** alerts employees to the consequences of falls and discusses negotiating slippery surfaces, controlling hazards and equipment. 17 minutes – VHS

**“How to Prevent Slips and Falls”** addresses slips and falls, including some of the associated preventative maintenance activities. 14 minutes - VHS

**“Ladders – Safe Climbing”** offers a practical overview of safety considerations when using extension and folding ladders. 8 minutes - VHS

**“Slips and Falls”** covers hazards ranging from housekeeping practices to ladder use. It delivers important procedural information in an attention keeping "attitude" framework. 12 minutes - VHS

**“Slips, Trips, and Falls”** reviews the basic elements of why people slip and fall, including the physics of falling, the body’s balance system and avoiding these types of hazards. 11 minutes - VHS

**“Slips, Trips & Falls: Real, Real-Life”** uses a refreshing approach in real life situations to help employees be aware and take responsibility to avoid fall related injuries. 20 minutes – VHS

**“Slips, Trips and Falls: Stranger than Friction”** uses a unique format to offer a wide variety of useful information in several scenarios on how to avoid slips, trips and falls. 20 minutes DVD (W709)

**“Slips and Falls: Taking the Right Step”** looks at the fact that slips, trips and falls are a major cause of injury and reviews preventative measure like awareness, housekeeping and use of equipment. 18 minutes - DVD

#### FIRE PREVENTION

**“Fire Extinguisher Ready to Respond”** reviews the causes of fires, prevention methods, extinguisher types, selection, inspection and use of a fire extinguisher. 14 minutes – DVD – (AP)

**“Fire Extinguisher Training”** addresses the fact that many people have no idea how to use a fire extinguisher and covers the basic types and methods of operation. 6 minutes.

**“Fire Safety: Alert, Aware and Alive”** teaches life-saving information on the types of fire, preparedness, prevention, fighting a fire and fire extinguishers. 16 minutes.

**“Flammable Chemicals Safety”** covers pertinent information for employees who work with or around flammable liquids regarding safe use, handling and storage. 13 minutes.

#### FIRST AID

**“First Aid: Prepared to Help”** addresses what to do if you are first on the scene of an *accident including surveying the scene, sending someone for help, calming the victim, assessing the injury and more.* 17 minutes – DVD

**“First Aid: Until Help Arrives”** not only covers first aid skills but other crucial actions to take or not take during an emergency. 24 minutes - DVD

#### GENERAL SAFETY - Miscellaneous

**“Bomb Threat Procedures”** provides critical information employees need to know in case of a bomb threat at one of your facilities. 19 minutes – VHS

**“Cleaning Restrooms”** reviews fundamental practices for cleaning restrooms that help ensure the job is done properly and safely. 6 minutes – VHS

**“Good Housekeeping: Keeping Your Workplace Safe”** discusses the importance of properly managing tools, equipment and materials for safety and efficiency reasons. 11 minutes DVD (W709)

**“Housekeeping”** stresses the importance of good housekeeping and the negative impact poor housekeeping can have including accidents. 11 minutes DVD (A709)

**“Public Building Safety”** is of particular concern for public entities emphasizing typical facility threats and safe measures that can be taken. 17 minutes VHS (C)

**“Shop Safety: General Work Facility”** covers many of the typical unsafe characteristics associated with a shop found at a typical work facility. 17 minutes VHS

**“Spoiled Rotten”** is a humorous production taking on the serious topic of properly handling and storing food to prevent food poisoning – a good refresher for all. 15 minutes DVD

**“Understanding and Working with Electricity”** covers the basic principles of electricity and addresses safety procedures that should be used for work and home. 17 minutes DVD (W709)

#### GENERAL SAFETY – Weather & Outdoors

**“Heat Stress”** discusses the effects of working in hot environments including warning signs of health problems and preventative measures. 10 minutes - VHS

**“Heat Stress: Don’t Lose Your Cool”** promotes safe practices regarding acclimatization, work procedures, fluid intake, eating habits, proper clothing and sun exposure to avoid heat related illness. 14 minutes – VHS

**“Heat Stress: Staying Healthy, Working Safely”** discusses how the body reacts to working in the heat, heat related illness and choices we can make to minimize heat related hazards. 15 minutes DVD (W709)

**“Outdoor Safety - Critter and Plants”** addresses topics related to working outdoors, including rabies, snakebites, bee stings, poison ivy and ticks. 5 minutes - VHS

**“Poisonous Plant Safety”** covers a wide range of familiar plants including poison ivy and addresses identification and avoidance. 12 minutes - VHS

**“Preventing Hypothermia”** addresses the serious health risks, including death, of working in cold environments and offers ways to avoid this situation. 12 minutes - VHS

**“Public Building Security: It’s Everyone’s Concern”** examines security measures that may be encountered relating to terrorism, crime and workplace violence. 15 minutes – VHS

**“Severe Weather Alert: Are You Prepared?”** offers some facts, tips and warnings that can help you survive serious weather emergencies including tornadoes, thunderstorms and flooding. 15 minutes – DVD

**“Shop Safety: General Work Facilities”** discusses the potential dangers in many shops including fire, electrical, tools, housekeeping, and physical injury. 22 minutes - VHS

**“Spoiled Rotten”** uses a detective investigative theme to address the basic rules of food-borne illness including cleanliness, food preparation, cooking and storage. 16 minutes - VHS

**“What Poisonous Ivy Looks Like”** is a 90 slide **power point** presentation that covers identification, how to get rid of it, the effects of exposure and treatment - VHS

**“What to do in a Workplace Emergency”** covers actions to take for natural disasters, man-made disasters and intentional threatening acts by others. 12 minutes - VHS

#### GOVERNMENTAL LIABILITY ISSUES

**“Avoiding the Danger Zones of Zoning”** is a production of a Michigan risk pool featuring interviews of judges, attorneys, city staff and risk managers about common zoning problem areas and offers a variety of practices to avoid loss. 15 minutes.

**“Employment Practice Liability”** discusses public official exposure and discusses the Five D’s; Discrimination, Documentation, Drastic Action, Discipline and Discharge. 12 minutes - VHS

**“Excellence in the Public Sector”** Tom Peters proves that the management revolution is not confined to the private sector - that a revolution is brewing in the public sector, too. He visits five organizations and uncovers the secrets of their management success. 48 minutes. VHS

**“In The Scope of Your Authority: Preventing Public Officials' Liability”** discusses how elected and appointed officials can avoid mistakes that can lead to liability claims and identifies best practices that will allow officials to be successful. 17 minutes – DVD

**“Managing Your Employment Liability Exposure”** discusses personnel issues for public agencies including hiring, evaluations, supervisors, documentation and terminations. 19 minutes - VHS

**“Managing Your Public Official Liability”** identifies potential liability faced by public officials, including immunity laws, land use decisions and risk transfer. 19 minute - VHS

**“Police Liability – Pursuit and Emergency Response”** SEE PUBLIC SAFETY

**“Understanding Governmental Liability”** can be used to train new and existing employees about common liability issues facing public entities. 20 minutes - VHS

**“Zoning & Land-use Issues”** explains Due Process, Adjudicatory Decisions, Discoverable Testimony and the need to follow an entity’s existing land-use regulations. 11 minutes - VHS

#### HAZARDOUS MATERIALS

**“Chemical and Biological Threats”** outlines the potential chemical and biological threats facing us today as well as measures organizations can take to reduce these threats. 20 minutes – VHS

**“Chlorine Safety”** discusses the related hazards, MSDS information, personal protective equipment, monitoring, leaks, contingency and emergency plans. 13 minutes. VHS

**“Fleet Shop Safety & HazCom”** is designed for mechanics to better understand hazardous chemicals, fire safety and other related hazards. 18 minutes - VHS

**“Hazard Communication for Public Employees”** trains employees how to work safely with hazardous

substances including exposure, hazards (physical and health), PPE, MSDS, labels and more. 19 minutes – DVD

**“Hazard Communication: It’s Your Right to Know”** focuses on helping employees navigate the life saving formation that can be found in labeling and diagrams on containers. 22 minutes DVD (W709)

**“Hazardous Materials Labels”** covers safe practices for working with hazardous chemicals emphasizing labeling, handling, storage and MSDS. 23 minutes DVD (W709)

**“Hazcom Training for Employees”** stresses the importance of hazardous chemical inventory, labels, tags and signs, and having a hazcom program. 18 minutes VHS

**“Material Safety Data Sheets”** addresses the basics of a Material Safety Data Sheet and what employees and supervisors need to know when using hazardous materials. 5 minutes - VHS

**“Methamphetamine: A Prevention Trilogy”** is a collection offered by the California Department of Justice of three award winning videos on the subject - DVD

“Meth the Great Deceiver” provides insights into teens and how meth can damage young lives -17 minutes

“Where Meth Goes...Violence and Destruction Follow” examines the havoc caused when a meth use gain a foothold in our communities - 18 minutes

“Hidden Dangers: Meth Labs” offers tips on recognizing potential meth labs and what to do when you suspect a lab is present. Important training for first responders, utility workers, social workers and other working in the community. 18 minutes

**“Understanding Chemical Hazards”** addresses chemical Material Safety Data Sheets, types and effects of chemicals and safe handling practices. 21 minutes - VHS

**“What’s Wrong with this Picture?”** provides important information needed to work with chemicals safely. 17 minutes - VHS

#### LOCKOUT/TAGOUT

**“Lockout/Tagout – A Lock on Safety”** addresses the various types of energy hazards typically found and proper procedures for removing and restoring equipment. 21 minutes - VHS

**“Lockout/Tagout: Real, Real-Life”** is an interactive program that will help employees focus on safe work practices when lockout/tagout is required. 19 minutes - VHS

**“Lockout/Tagout - When Everyone Knows”** contains dramatic re-enactments and wrong way/right way scenarios that illustrate the importance of energy control. 17 minutes VHS.

**“Lockout / Tagout Safety”** provides an example of a life threatening accident that could occur when lockout / tagout procedures are not followed. 12 minutes DVD (W709)

**“Lockout/Tagout Safety Training”** demonstrates correct procedures, identifies energy sources and use of tags and locks. 15 minutes - VHS.

#### OFFICE SAFETY

**“Office Safety”** shows employees that offices can be hazardous and discusses a variety of issues

including lifting, housekeeping, falls and electrical safety. 20 minutes - VHS

**“Office Safety: It’s a Jungle In There”** discusses the many dangers in offices including fire, electricity, hazardous materials and poorly designed workstations. 19 minutes - VHS

**“Safety Orientation in Office Environments”** focuses on common office hazards, including the use of chairs, ladders, VDTs, lifting and fire safety. 14 minutes - VHS

#### PERSONAL PROTECTION / EQUIPMENT

**“Eye & Hearing Protection”** demonstrates the importance of using hearing and eye protection and reviews different styles commonly available. 5 minutes – VHS

**“Eye Safety”** promotes the need for PPE and reinforces the fact that no protection is worn is 6 out of 10 eye injuries and that 90% of these injuries could be prevented with the proper protective equipment. 12 minutes.

**“Eye Safety”** delivers important information on eye safety; emphasizing the importance of personal responsibility for ones’ sight. 12 minutes DVD (A 709)

**“Eye Protection – A New Approach”** explains the importance of eye protection and the benefits of using the right equipment in a humorous manner. 16 minutes - VHS

**“Head Protection”** discusses the dangers of head injuries and reviews the importance of head protection and selection considerations. 3 minutes - VHS

**“Personal Protective Equipment”** emphasizes the importance of using personal protection when required including hard hats, gloves, eye protection, hearing protection and more. 10 minutes - VHS

**“Personal Protective Equipment”** addresses PPE considerations including when it is necessary, proper fit and use, maintenance and the limitations. 13 minutes - VHS

**“Personal Protective Equipment”** covers information regarding electrical hazards and reasons to protect the eyes, respiratory system, head, feet, hands and fingers. 25 minutes – VHS

**“Personal Protective Equipment: Awareness and Attitude”** is a direct approach that reviews the types of PE, applications and safe use. 10 minutes DVD (W709)

**“PPE: Reality in The Public Sector”** takes a firsthand look at the effects of not taking this responsibility seriously including real-life testimony as well as PPE selection, fit and responsibilities. 19 minutes – DVD

**“Personal Protective Equipment: Real, Real-Life”** is an interactive approach using real life situations promoting smart choices and the consequences of failing to use PPE. 14 minutes – VHS

#### PLAYGROUND EQUIPMENT

**“Playgrounds”** was produced by another pool and has two parts. The first section, “The Safe Playground” focuses on hazards that can be found during a safety inspection – 13 minutes. The second program on this DVD, “Playing it Safe: Avoid the Liability Seesaw” is directed showing boards and other groups the fundamentals of playground safety and related liability considerations – 11 minutes DVD

**“Playground Equipment Maintenance and Safety”** points out ways playgrounds can be dangerous and covers helpful inspection techniques. 15 minutes - VHS

**“Playgrounds: Providing Safe Challenges”** provides information on the most significant dangers associated with playgrounds and methods to address them. 15 minutes - VHS

## PUBLIC SAFETY

**"Back Safety for First Responders"** teaches back safety issues pertaining to EMTs, firefighters and law enforcement. 15 minutes – VHS

**“Bloodborne Pathogens for Corrections”** looks at the violent world of corrections and the threat of exposure to body fluids. The program discusses bloodborne diseases, transmission and plans to control exposure. 22 minutes – DVD

**“Bloodborne Pathogens for Fire and Rescue”** looks at the special risks of fire and rescue personnel by being exposed to body fluids and offers avoidance techniques to minimize exposure. 17 minutes - VHS

**“Bloodborne Pathogens for Law Enforcement”** reviews the dangers of bloodborne exposures faced by law enforcement including types of diseases, infectious materials and ways to minimize exposures. 20 minutes - VHS

**“Bloodborne Pathogens: Protecting Law Enforcement”** provides essential facts for officers discussing the most common diseases, how to avoid contact and what to do if exposure occurs. 18 minutes - VHS

**“EMS Patient Lifting – Back Injury Prevention”** was filmed on location at actual emergencies showing proper lifting techniques for EMS personnel. 13 minutes - VHS

**“Coaching the Emergency Vehicle Operator II - Ambulance”** is designed to enhance ambulance drivers’ skills. It emphasizes reading and reacting to traffic conditions. The course can be utilized in different formats, with the longest method taking up to 6 hours - VHS

**“Coaching the Emergency Vehicle Operator - Fire”** stresses defensive driving techniques for both emergency and non-emergency situations. The course can be utilized in different formats, with the longest method taking up to 6 hours- VHS

**“Coaching the Emergency Vehicle Operator - Police”** emphasizes collision prevention by focusing on an officer’s ability to react to a variety of traffic conditions. The course can be utilized in different formats, with the longest method taking up to 6 hours – VHS

**“Emergency Response Driving”** examines skills needed when responding to an emergency including response basics and communication. 17 minutes – VHS

**“Handling a School Shooting”** discusses the techniques and procedures to follow while handling a dynamic shooting incident in a school environment. 15 minutes - DVD

**“Law Enforcement And The Mentally Disordered”** shows how officers should handle mentally ill person calls and gives examples of the different type of inflictions people may be experiencing and medications they may be taking. 15 minutes – DVD

**“Officer Survival – Traffic Stops”** a deputy shot during a traffic stop and left to die, relives his incident. Tactics patrol officers can use to survive future incidents are discussed. 15 minutes - DVD

**“Police Liability – Pursuit and Emergency Response”** teaches officers how to protect themselves and their departments against lawsuits resulting from pursuit and emergency response situations. 17 minutes - VHS

**“Use of Force”** re-enacts and analyzes three common Use of Force scenarios and shows the considerations for limiting liability and avoiding lawsuits. 17 minutes - VHS

### SEWER OVERFLOWS

**“Managing Sanitary Sewer Overflows”** provides information regarding sewer overflow prevention, inspections and preventative maintenance. 20 minutes - VHS

**“Storm Watch: Municipal Stormwater Pollution Prevention”** helps regulated municipalities understand best practices such as housekeeping, spills, materials issues, landscaping and maintenance. 20 minutes - VHS

**“Responding to Backups and Overflows”** teaches field personnel tips on what to say and what not to say, professionalism and survival strategies for dealing with homeowners and residents. 20 minutes - VHS

### SNOW REMOVAL

#### **SNOW REMOVAL SERIES: Iowa Department of Transportation**

**“1 – Introduction to Winter Operations”** reviews the different types of equipment that can be used for snow and ice control. 11 minutes - VHS

**“2 - Pre-Season Preparation”** presents a step-by-step approach to conducting a pre-season check of plow trucks and other equipment. 30 minutes - VHS

**“3 – Equipment Operation”** discusses the importance of equipment checks during operations, radio procedures and appropriate clothing to wear. 10 minutes - VHS

**“4 – Plowing Techniques”** covers basic techniques and procedures for plowing two and multiple lane roads. 30 minutes - VHS

**“5 – Anti-Icing/De-icing”** reviews anti-icing and de-icing procedures and techniques using chemicals and abrasives. 30 minutes - VHS

**“6 – Using Winter Weather Resources”** discusses available resources, types of winter weather systems and how to interpret weather information. 35 minutes – VHS

**“Snowplow Safety”** addresses equipment inspections, positioning of the truck, scanning, mirror use and defensive driving associated with snow removal. 23 minutes - VHS

**“Snowplow Safety: Parking Lots”** teaches operators important practices, cleaning entrances and exits, working with other equipment, where to locate snow and more. 19 minutes - VHS

**“Snow Removal Techniques”** offers a review of important techniques to be utilized by employees involved in snow removal operations from pre-start equipment inspections to dealing with difficult traffic situations. 23 minutes - VHS

### SOFTBALL AND BASEBALL FIELDS

**“Softball & Baseball Field Maintenance and Safety”** illustrates how to identify and correct hazardous

conditions on softball and baseball fields. 25 minutes - VHS

### SPECIAL EVENTS

**“Special Events...Special Liabilities”** was developed to assist public entities in minimizing exposures when planning for special events. A handbook is included. 18 minutes - VHS

### SUBSTANCE ABUSE

**“Recognizing Drug and Alcohol Abuse”** reviews the importance of recognizing drug and alcohol abuse through physical appearance, behavior and performance. 20 minutes - VHS

### TRAFFIC CONTROL

**“Roadway Worker Safety: In The Zone”** covers the numerous hazards roadway workers face and offers ways to avoid injuries. 24 minutes - DVD

**“Safe Efficient Lane Closure”** provides a good summary of the different hazards associated with work zone safety and how to deal with them. 10 minutes - VHS

**“Traffic Control”** addresses various important aspects of traffic control common to public agencies including signing, cones, warning devices, flagging and more. 18 minutes - VHS

**“Traffic Control Thru Work Zones”** describes the five parts of any work zone, as well as proper equipment installation, basic flagging and taper lengths. 21 minutes – VHS

**“Traffic Control Thru Work Zones”** emphasizes worker safety while showing proper set-up for traffic control on short-term jobs. Topics addressed include safe flagging, taper length determination and channelizing devices. 21 minutes – VHS

### TRENCHING AND EXCAVATING

**“Cave-In! Trenching and Shoring Safety”** addresses the serious issue working safely in trenches and provides an understanding of trench hazards and how to prevent cave-ins. 18 minutes.

**“Shoring Safely”** shows how to install shoring systems, as well as simple techniques for determining soil types. 24 minutes – VHS

**“Shoring Safely”** offers a detailed explanation of hydraulic and timber shoring systems including their design and installation. 24 minutes – VHS

**“Trenching and Shoring: Meeting the Requirements”** presents a general overview of the hazards, safety rules and emergency procedures related to trenching and shoring. 12 minutes DVD (W709)

**“Trenching and Shoring Operations”** discusses the life threatening hazards and explains safety rules, requirements and emergency procedures. 12 minutes - VHS

**“Trenching and Shoring Operations”** explains the safety rules, requirements, procedures and emergency procedures. 14 minutes - VHS

### WORKPLACE VIOLENCE

**“Violence on the Job”** provides a better understanding of workplace violence, its effect on safety

and health, and ways to prevent or reduce violence at work. 27 minutes – DVD – (NIOSH)

**“Violence in the Workplace”** shows viewers how to recognize and avoid or diffuse potentially violent behavior in the workplace. 10 minutes - VHS

**“Violence in the Workplace” (MMRMA)** is the production of another pool and discusses various threats faced by public entities and offers suggest ways to minimize exposures. 15 minutes – VHS.

**“Workplace Violence”** teaches employees how to recognize potentially violent situations, including threat and verbal abuse, assault, and sexual harassment. 15 minutes - VHS

**“Workplace Violence: Assessment and Prevention”** addresses workplace violence issues for public entities. A handbook is included. 34 minutes - VHS

**“Workplace Violence: The Calm Before the Storm”** assists employees to identify the warning signs of workplace violence, as well as stress management and conflict resolution. 25 minutes – VHS

**“Workplace Violence: The First Line of Defense”** features an interview with a convicted perpetrator to discuss warning signs, co-worker responses and prevention. 30 minutes - VHS